

Datasheet

DS_A12_L54_2012 v4.2.12

A12 L15

A12 L25

A12 L31

A12 L54

TECHNICAL CHARACTERISTICS

Housing	Anodized aluminium
Trim colours	Brushed aluminium
Other colors	On demand
Degree of protection	IP40 IK04
Appliance class	Class I
Lamp	54
Lifetime	>70 000 hours
Temperature of use	- 10 à + 50 °C
Mode of operation	Maintained
Luminous flux	60 lm
Warranty	5 years


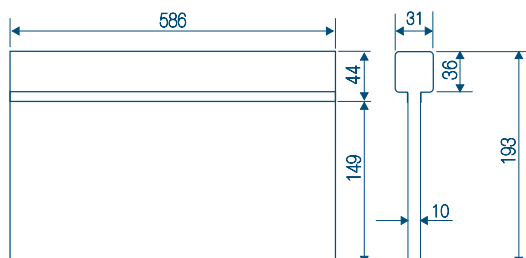
Self contained

Input voltage	110V-230V AC 50-60Hz
Battery	NiCd 4.8V 1000 mAh
Emergency Duration	1 hour
Power Consumption	3.1W
Auto-test	SATI
Weight	3.350 Kg (ceiling mounting)
Remote	Lumatec/Standard
Central system	Lumabus
Option	Dimmable for cinema and theatre emergency lighting

Slave luminaire

Input voltage	110-230V AC/DC
Low voltage	24-48V AC/DC
Power consumption	2.9W
Weight	3.270 kg (plafond)
Voltage tolerance	AC: ± 10%
	DC: + 30 - 20%

DIMENSIONS (mm)



Standards: NF EN 60598-1 NF EN 60598-2-22 NF C 71-800
NFC 71-801 UTE C 71-802

PICTOGRAMS

A12 200.XX/E7/HL2



30



PMR30



26



PMR26



22



PMR22



A12 200.26/B7/HL2

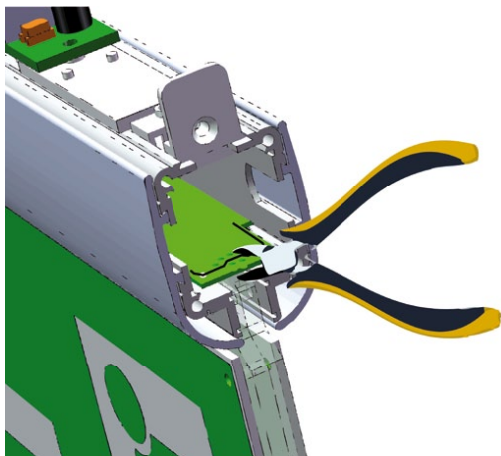
Double sided version, index B



RÉFÉRENCES PRODUITS

Designation	Type	Auto-test	Emergency duration	Monitoring system	Mounting
A12 L54U220WM	Slave luminaire	-	-	Option	Wall
A12 L54RW1-TA-WM	Self-contained	Yes	1h	Option	Wall
A12 L54U220DM	Slave luminaire	-	-	Option	Ceiling
A12 L54RW1-TA-DM	Self-contained	Yes	1h	Option	Ceiling
A12 L54U220PM	Slave luminaire	-	-	Option	Rod
A12 L54RW1-TA-PM	Self-contained	Yes	1h	Option	Rod
A12 L54U220EM	Slave luminaire	-	-	Option	Recessed
A12 L54RW1-TA-EM	Self-contained	Yes	1h	Option	Recessed
A12 L54U220EB	Slave luminaire	-	-	Option	Recessed for concrete
A12 L54RW1-TA-EB	Self-contained	Yes	1h	Option	Recessed for concrete
A12 L54U220AM	Slave luminaire	-	-	Option	Perpendicular Wall
A12 L54RW1-TA-AM	Self-contained	Yes	1h	Option	Perpendicular Wall
A12 L54U220SB	Slave luminaire	-	-	Option	Vertical recessed
A12 L54RW1-TA-SB	Self-contained	Yes	1h	Option	Vertical recessed

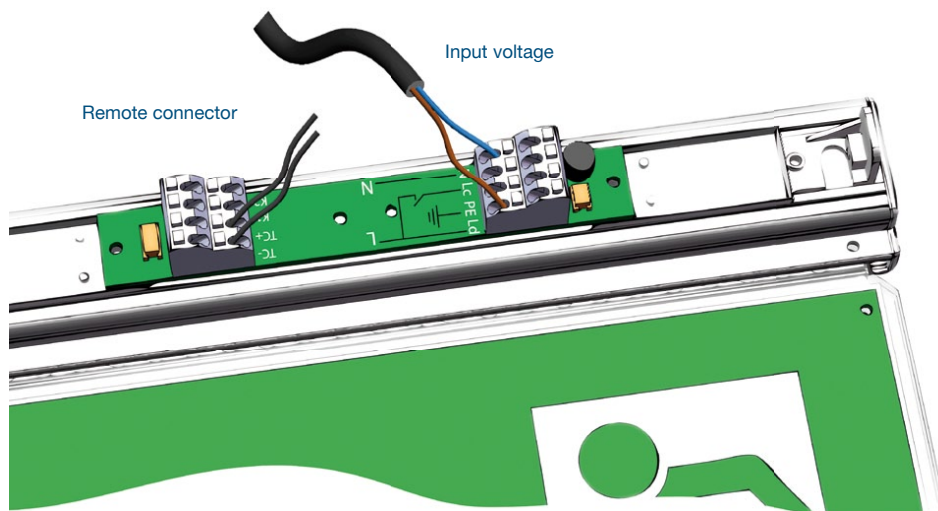
INSTALLATION



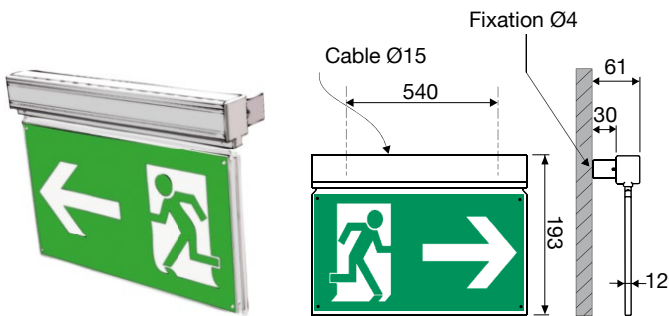
A12 can be modified to suit the brightness of theaters. To do this, simply cut the bypass circuit using a cutting pliers (see map above).

The light intensity of the pictogram will be reduced to 20% of the initial value. This option ensures a visual comfort in the dark. In case of power outage, the unit automatically switches to emergency mode.

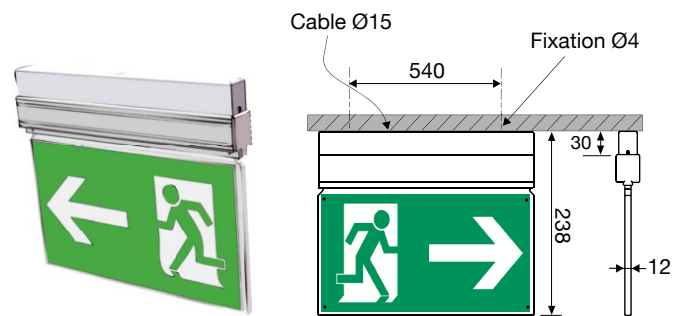
Fast and convenient, the connection of the block is done without screwdriver, pushing connectors as follows the visual below. A connector for universal remote control is available on the left of the power connector on self-contained luminaire.



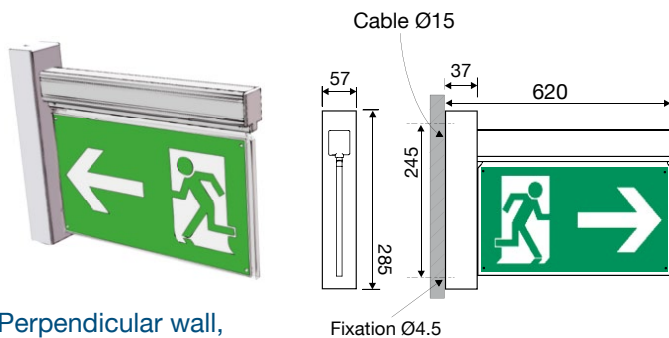
MOUNTING (dimensions in mm)



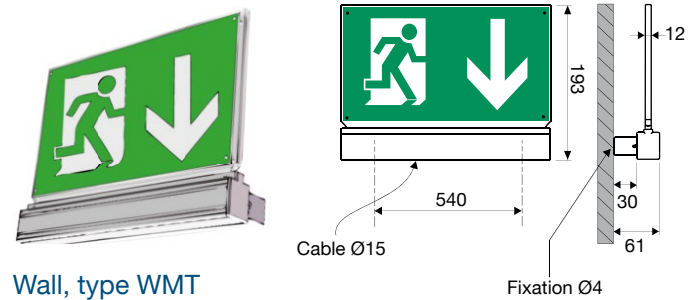
Wall, type WM



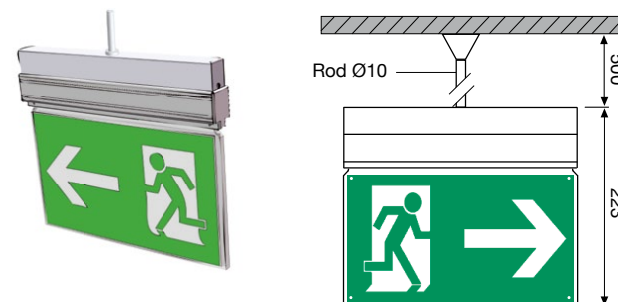
Ceiling, type DM



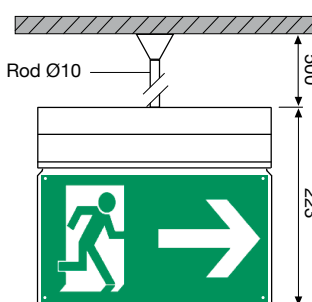
Perpendicular wall,
type AM



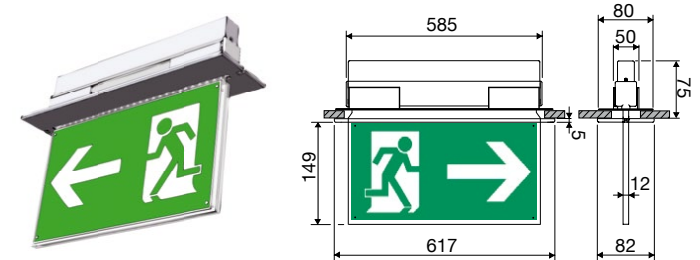
Wall, type WMT



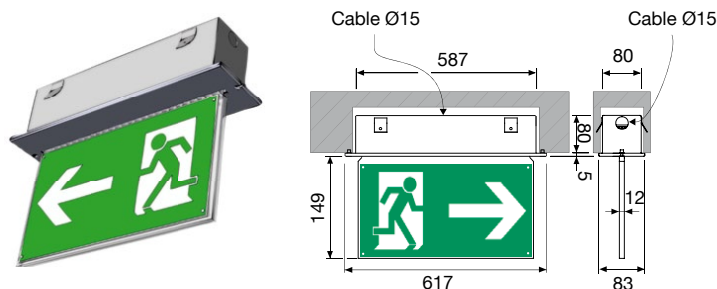
Rod, type PM



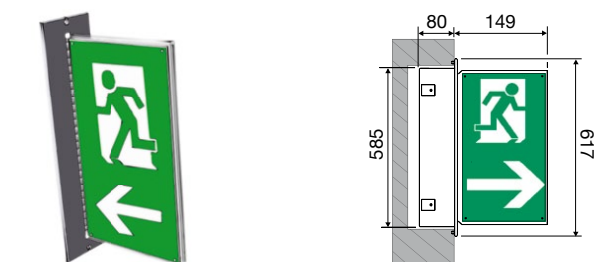
Rod length: 500
Other dimensions on demand



Recessed, type EM



Recessed for concrete,
type EB



Vertical, type SB

SPECIAL MOUNTING



Wall : two directions



Ceiling : three directions

Lumatec offers, in addition to the standard range A12, multidirectional versions to ensure the marking of places with complex configuration.

Two to four different directions according to your needs in wall or under ceiling. The codes and descriptions are available on request.

SPECIAL COLORS

A12 are supplied, as standard, equipped with an anodized aluminum housing. Two lateral decorative strips made with aluminum can be customized according to your desires.

For a homogeneous color, it is possible to order a surprofil with customizable color. This piece can be reported later on a standard ceiling luminaire.



Standard: White - RAL 9010

SPECIAL PICTOGRAMS



The A12 range was designed to perfectly fit with the lighting signage of building. Lumatec offers a wide selection of icons to suit your needs or create your custom information panels.

Thanks to its low brightness function and the micro screening of its pictograms, A12 provides people an incomparable comfort of reading.

